



Montgomery Cranes
972-790-2400

AMERICAN HC 125

Hydraulic Crawler Crane

LIFT RATINGS IN POUNDS

With 59H Open Throat Boom, 24' Floating Mast and 51,000 Pound Counterweight Fully Retracted

Boom & Mast Length	Radius Feet	Boom Angle Degrees	Side Frames Retracted Pounds	Side Frames Extended Pounds	From Boom Pt. to Ground Feet
50' Boom	12	81.0	250,000*	250,000*	56
	15	77.5	180,380	220,000*	55
	20	71.5	113,920	147,800	54
	25	65.3	82,690	103,810	52
	30	58.8	64,520	79,600	49
	35	51.7	52,680	64,230	46
	40	43.9	44,310	53,680	41
60' Boom	50	22.3	33,220	39,950	25
	14	80.6	204,080	220,000*	66
	15	79.6	180,490	220,000*	66
	20	74.7	113,950	147,890	65
	25	69.6	82,680	103,850	63
	30	64.4	64,480	79,610	61
	35	59.0	52,660	64,220	58
70' Boom	40	53.2	44,270	53,680	54
	50	39.8	33,220	39,970	45
	60	20.3	26,250	31,480	27
	16	80.3	161,850	206,570*	76
	20	76.9	113,970	147,960	75
	25	72.7	82,690	103,880	73
	30	68.3	64,460	79,620	72
80' Boom	35	63.8	52,650	64,220	69
	40	59.1	44,250	53,680	67
	50	48.9	33,210	39,980	59
	60	36.7	26,300	31,500	48
	70	18.8	21,470	25,760	29
	17	80.8	146,560	194,360*	86
	20	78.6	113,890	147,940	85
90' Boom	25	74.9	82,570	103,800	84
	30	71.1	64,320	79,520	82
	35	67.3	52,500	64,100	80
	40	63.3	44,090	53,550	78
	50	54.9	33,040	39,830	72
	60	45.5	26,150	31,350	63
	70	34.2	21,350	25,660	51
100' Boom	80	17.5	17,820	21,450	30
	19	80.5	122,960	161,540	95
	20	79.9	113,850	147,910	95
	25	76.6	82,530	103,770	94
	30	73.3	64,260	79,480	93
	35	69.9	52,450	64,050	91
	40	66.5	44,040	53,510	89
110' Boom	50	59.3	32,990	39,790	84
	60	51.5	26,120	31,310	77
	70	42.8	21,320	25,630	67
	80	32.2	17,820	21,450	54
	90	16.5	15,130	18,270	32
	20	80.9	113,740	147,850	105
	25	78.0	82,380	103,660	104
120' Boom	30	75.0	64,090	79,350	103
	35	72.0	52,270	63,880	102
	40	69.0	43,860	53,350	100
	50	62.7	32,770	39,590	95
	60	56.0	25,920	31,110	89
	70	48.7	21,130	25,450	81
	80	40.5	17,630	21,270	71
130' Boom	90	30.5	14,960	18,110	57
	100	15.6	12,830	15,600	33
	22	80.7	98,620	126,330	115
	25	79.1	82,230	103,530	115
	30	76.4	63,930	79,210	114
	35	73.7	52,110	63,730	112
	40	71.0	43,690	53,200	111
140' Boom	50	65.3	32,610	39,440	107
	60	59.4	25,770	30,950	101
	70	53.2	20,980	25,310	94
	80	46.3	17,480	21,130	86
	90	38.5	14,800	17,960	75
	100	29.0	12,700	15,470	60
	110	14.8	10,990	13,470	34
150' Boom	23	81.0	92,290	117,560	125
	25	80.0	82,080	103,400	125
	30	77.6	63,740	79,050	124
	35	75.1	51,930	63,550	123
	40	72.6	43,490	53,020	121
	50	67.5	32,380	39,230	117
	60	62.2	25,550	30,720	113
160' Boom	70	56.7	20,750	25,090	107
	80	50.7	17,250	20,910	99
	90	44.2	14,580	17,740	90
	100	36.8	12,480	15,260	78
	110	27.8	10,780	13,260	62
	120	14.2	9,370	11,610	36
	170' Boom	25	80.8	81,910	103,250
30		78.5	63,580	78,910	134
35		76.3	51,770	63,390	133
40		74.0	43,330	52,870	132
50		69.3	32,230	39,080	128
60		64.5	25,400	30,570	124
70		59.5	20,610	24,950	119
180' Boom	80	54.2	17,110	20,770	112
	90	48.6	14,440	17,600	104
	100	42.4	12,350	15,130	94
	110	35.3	10,640	13,130	81
	120	26.6	9,250	11,490	65
	130	13.6	8,070	10,110	37
	190' Boom	27	80.6	73,350	91,760
30		79.4	63,380	78,740	144
35		77.3	51,580	63,210	143
40		75.2	43,120	52,680	142
50		70.9	32,000	38,870	139
60		66.5	25,190	30,340	135
70		61.9	20,370	24,730	130
200' Boom	80	57.2	16,870	20,540	124
	90	52.1	14,200	17,370	117
	100	46.7	12,110	14,900	108
	110	40.8	10,410	12,900	98
	120	34.0	9,010	11,260	84
	130	25.6	7,830	9,880	67
	140	13.1	6,840	8,720	38
210' Boom	28	80.8	69,530	86,950	155
	30	80.1	63,180	78,570	154
	35	78.1	51,380	63,010	153
	40	76.2	42,920	52,490	152
	50	72.2	31,790	38,670	149
	60	68.1	24,980	30,140	146
	150' Boom (cont.)	70	63.9	20,180	24,540
80		59.6	16,670	20,350	136
90		55.0	14,000	17,180	129
100		50.2	11,900	14,700	122
110		45.0	10,200	12,700	112
120		39.3	8,810	11,060	101
130		32.8	7,640	9,690	87
160' Boom	140	24.8	6,630	8,520	69
	150	12.7	5,770	7,520	39
	30	80.7	62,990	78,410	165
	35	78.9	51,180	62,830	164
	40	77.1	42,700	52,300	163
	50	73.3	31,560	38,450	160
	60	69.6	24,760	29,910	157
170' Boom	70	65.7	19,940	24,310	152
	80	61.7	16,430	20,120	147
	90	57.5	13,760	16,940	141
	100	53.2	11,650	14,460	134
	110	48.5	9,950	12,450	126
	120	43.5	8,550	10,810	116
	130	38.0	7,380	9,440	105
180' Boom	140	31.7	6,380	8,270	90
	150	24.0	5,530	7,280	71
	160	12.3	4,780	6,400	40
	31	80.9	59,980	73,340*	175
	35	79.6	50,980	62,630	174
	40	77.8	42,500	52,110	173
	50	74.3	31,360	38,260	170
190' Boom	60	70.8	24,570	29,710	167
	70	67.2	19,760	24,130	163
	80	63.5	16,240	19,930	159
	90	59.6	13,570	16,760	153
	100	55.6	11,470	14,270	147
	110	51.4	9,770	12,270	139
	120	47.0	8,370	10,630	131
200' Boom	130	42.1	7,200	9,260	120
	140	36.8	6,210	8,100	108
	150	30.7	5,350	7,100	93
	160	23.2	4,610	6,240	73
	170	11.9	3,960	5,470	41
	33	80.8	55,060	64,040*	184
	35	80.1	50,780	62,430	184
40	78.5	42,290	51,920	183	
210' Boom	50	75.2	31,120	38,040	181
	60	71.9	24,350	29,480	178
	70	68.5	19,520	23,900	174
	80	65.1	16,010	19,700	170
	90	61.5	13,330	16,530	165
	100	57.8	11,220	14,030	159
	110	53.9	9,520	12,030	152
220' Boom	120	49.9	8,110	10,380	144
	130	45.6	6,950	9,010	135
	140	40.9	5,940	7,840	124
	150	35.7	5,090	6,840	111
	160	29.8	4,340	5,970	96
	170	22.5	3,690	5,220	75
	180	11.5	3,130	4,560	42

(Continued)

LIFT RATINGS IN POUNDS (continued)

With 59H Open Throat Boom, 24' Floating Mast and 51,000 Pound Counterweight Fully Retracted

Boom & Mast Length	Radius Feet	Boom Angle Degrees	Side Frames Retracted Pounds	Side Frames Extended Pounds	From Boom Pt. to Ground Feet	Boom & Mast Length	Radius Feet	Boom Angle Degrees	Side Frames Retracted Pounds	Side Frames Extended Pounds	From Boom Pt. to Ground Feet	Boom & Mast Length	Radius Feet	Boom Angle Degrees	Side Frames Retracted Pounds	Side Frames Extended Pounds	From Boom Pt. to Ground Feet
190' Boom	34	81.0	52,630	55,980*	194	210' Boom	38	80.7	43,610*	43,610*	214	230' Boom	41	80.8	34,060*	34,060*	234
	35	80.7	50,570	55,700*	194		40	80.2	41,640	43,270*	214		50	78.5	29,970	32,230*	232
	40	79.1	42,070	51,710	193		50	77.4	30,440	37,390	212		60	75.9	23,230	28,650	230
	50	76.0	30,900	37,820	191		60	74.6	23,690	29,090	209		70	73.4	18,400	22,820	227
	60	72.9	24,130	29,260	188		70	71.7	18,860	23,260	206		80	70.7	14,860	18,590	224
	70	69.7	19,310	23,700	185		80	68.8	15,330	19,050	202		90	68.1	12,170	15,400	220
	80	66.5	15,780	19,480	181		90	65.9	12,650	15,860	198		100	65.4	10,050	12,890	216
	90	63.1	13,100	16,300	176		100	62.8	10,530	13,360	193		110	62.6	8,350	10,880	211
	100	59.7	11,000	13,810	170		110	59.7	8,830	11,350	188		120	59.7	6,940	9,230	205
	110	56.1	9,300	11,810	164		120	56.5	7,430	9,710	182		130	56.8	5,770	7,850	199
	120	52.4	7,900	10,170	157		130	53.1	6,250	8,330	174		140	53.8	4,760	6,680	192
	130	48.5	6,720	8,790	149		140	49.6	5,250	7,160	166		150	50.6	3,900	5,670	184
	140	44.3	5,720	7,620	139		150	46.0	4,400	6,160	157		160	47.3	3,150	4,800	175
	150	39.8	4,870	6,620	128		160	42.0	3,650	5,290	147		170	43.8	2,490	4,030	165
	160	34.8	4,120	5,760	115		170	37.7	3,000	4,530	135		180	40.0	1,920	3,360	154
	170	29.0	3,470	4,990	98		180	33.0	2,430	3,860	121		190	36.0	1,410	2,770	141
	180	21.9	2,900	4,330	77		190	27.5	1,910	3,260	103		200	31.5	-	2,230	126
190	11.2	2,390	3,740	43	200	20.8	1,460	2,740	81	210	26.3	-	1,760	108			
200' Boom	36	80.8	48,430	49,280*	204	220' Boom	39	80.9	38,720*	38,720*	224	240' Boom	42	80.9	29,830*	29,830*	244
	40	79.7	41,860	48,570*	203		40	80.6	38,510*	38,510*	224		50	79.0	27,070*	27,070*	242
	50	76.7	30,660	37,610	201		50	78.0	30,210	35,940*	222		60	76.5	23,010	25,030*	240
	60	73.8	23,900	29,020	199		60	75.3	23,460	28,880	219		70	74.1	18,150	22,350*	237
	70	70.8	19,060	23,460	195		70	72.6	18,620	23,030	217		80	71.6	14,620	18,360	234
	80	67.7	15,540	19,250	192		80	69.8	15,090	18,820	213		90	69.0	11,920	15,150	231
	90	64.6	12,850	16,060	187		90	67.0	12,400	15,620	209		100	66.4	9,810	12,650	227
	100	61.3	10,740	13,570	182		100	64.2	10,290	13,120	205		110	63.8	8,090	10,630	222
	110	58.0	9,040	11,560	176		110	61.2	8,590	11,110	199		120	61.1	6,680	8,970	217
	120	54.6	7,640	9,910	169		120	58.2	7,170	9,450	193		130	58.3	5,500	7,590	211
	130	51.0	6,460	8,530	162		130	55.1	5,990	8,070	187		140	55.5	4,500	6,420	204
	140	47.2	5,460	7,360	153		140	51.8	4,990	6,900	179		150	52.5	3,640	5,410	197
	150	43.1	4,610	6,370	143		150	48.4	4,140	5,910	171		160	49.5	2,890	4,540	189
	160	38.7	3,850	5,490	131		160	44.8	3,390	5,030	161		170	46.2	2,230	3,770	180
	170	33.8	3,200	4,730	118		170	41.0	2,740	4,280	151		180	42.8	1,660	3,100	169
	180	28.3	2,630	4,070	101		180	36.8	2,160	3,600	138		190	39.2	1,140	2,510	158
	190	21.4	2,120	3,480	79		190	32.2	1,640	3,000	124		200	35.2	-	1,960	145
200	10.9	1,670	2,950	44	200	26.9	1,190	2,470	106	210	30.8	-	1,490	129			
					210	20.4	-	2,000	83	220	25.7	-	1,060	110			
					220	10.4	-	1,580	46								

LIFT RATINGS IN KILOGRAMS

With 59H Open Throat Boom, 7.3M Floating Mast and 23,134 Kg Counterweight Fully Retracted

Boom & Mast Length	Radius Meters	Boom Angle Degrees	Side Frames Retracted Kilograms	Side Frames Extended Kilograms	From Boom Pt. to Ground Meters	Boom & Mast Length	Radius Meters	Boom Angle Degrees	Side Frames Retracted Kilograms	Side Frames Extended Kilograms	From Boom Pt. to Ground Meters	Boom & Mast Length	Radius Meters	Boom Angle Degrees	Side Frames Retracted Kilograms	Side Frames Extended Kilograms	From Boom Pt. to Ground Meters
15.2 M Boom	3.7	81.0	113,400*	113,400*	17	18.3 M Boom	4.3	80.6	92,570	100,093*	20	21.3 M Boom	4.9	80.3	73,410	93,700*	23
	4.0	79.7	100,000*	100,000*	17		4.5	79.8	84,170	100,000*	20		5.0	79.9	70,440	91,420*	23
	4.5	77.8	84,120	100,000*	17		5.0	78.2	70,410	91,470*	20		5.5	78.6	60,470	80,250	23
	5.0	75.8	70,380	91,510*	17		5.5	76.6	60,460	80,210	20		6.0	77.2	52,950	68,940	23
	5.5	73.8	60,440	80,170	17		6.0	75.0	52,930	68,910	20		7.0	74.4	42,230	53,650	23
	6.0	71.9	52,910	68,860	17		7.0	71.7	42,230	53,630	19		8.0	71.6	35,060	43,800	22
	7.0	67.8	42,230	53,610	16		8.0	68.4	35,060	43,790	19		9.0	68.7	29,870	36,950	22
	8.0	63.7	35,070	43,790	16		9.0	64.9	29,880	36,940	19		10.0	65.8	26,000	31,850	21
	9.0	59.4	29,890	36,930	15		10.0	61.4	26,000	31,850	18		11.0	62.8	22,940	27,940	21
	10.0	54.9	26,020	31,850	14		11.0	57.7	22,940	27,940	17		12.0	59.7	20,490	24,870	20
	11.0	50.1	22,960	27,950	14		12.0	53.9	20,500	24,870	17		13.0	56.5	18,470	22,350	20
	12.0	44.9	20,510	24,870	13		13.0	49.9	18,480	22,350	16		14.0	53.2	16,800	20,270	19
	13.0	39.2	18,500	22,360	12		14.0	45.6	16,800	20,260	15		15.0	49.8	15,370	18,510	18
	14.0	32.7	16,820	20,270	10		15.0	41.0	15,380	18,510	14		16.0	46.1	14,140	17,010	17
	15.0	24.7	15,380	18,500	8		16.0	35.9	14,150	17,010	13		17.0	42.2	13,110	15,720	16
							17.0	30.0	13,100	15,710	11		18.0	38.0	12,180	14,580	15
							18.0	22.8	12,160	14,580	9		19.0	33.4	11,350	13,590	14
										20.0	28.0	10,620	12,730	12			

(Continued)

LIFT RATINGS IN KILOGRAMS (continued)

With 59H Open Throat Boom, 7.3M Floating Mast and 23,134 Kg Counterweight Fully Retracted

Boom & Mast Length	Radius Meters	Boom Angle Degrees	Side Frames Retracted Kilograms	Side Frames Extended Kilograms	From Boom Pt. to Ground Meters	
24.4 M Boom	5.2	80.8	66,480	88,160*	26	
	5.5	80.0	60,450	80,250	26	
	6.0	78.8	52,910	68,930	26	
	7.0	76.4	42,180	53,620	26	
	8.0	74.0	35,000	43,770	25	
	9.0	71.5	29,810	36,900	25	
	10.0	69.0	25,930	31,800	25	
	11.0	66.4	22,880	27,880	24	
	12.0	63.8	20,420	24,820	24	
	13.0	61.2	18,400	22,290	23	
	14.0	58.5	16,720	20,200	23	
	15.0	55.6	15,290	18,440	22	
	16.0	52.7	14,070	16,950	21	
	17.0	49.7	13,050	15,650	21	
	18.0	46.5	12,110	14,520	20	
	19.0	43.1	11,280	13,530	19	
20.0	39.5	10,550	12,670	17		
22.0	31.3	9,300	11,170	15		
24.0	20.4	8,260	9,940	10		
27.4 M Boom	5.8	80.5	55,770	73,270	29	
	6.0	80.1	52,900	68,930	29	
	7.0	77.9	42,160	53,600	29	
	8.0	75.8	34,980	43,750	29	
	9.0	73.6	29,780	36,880	28	
	10.0	71.4	25,910	31,780	28	
	11.0	69.2	22,850	27,850	28	
	12.0	66.9	20,390	24,790	27	
	13.0	64.6	18,380	22,270	27	
	14.0	62.3	16,700	20,190	26	
	15.0	59.9	15,270	18,430	26	
	16.0	57.4	14,040	16,920	25	
	17.0	54.9	13,030	15,620	24	
	18.0	52.3	12,090	14,500	24	
	19.0	49.6	11,270	13,500	23	
	20.0	46.8	10,540	12,670	22	
22.0	40.7	9,290	11,170	20		
24.0	33.7	8,270	9,950	17		
26.0	25.1	7,400	8,920	14		
30.5 M Boom	6.1	80.9	51,590	67,070	32	
	7.0	79.2	42,090	53,560	32	
	8.0	77.2	34,910	43,690	32	
	9.0	75.3	29,700	36,820	32	
	10.0	73.3	25,840	31,710	31	
	11.0	71.4	22,770	27,780	31	
	12.0	69.4	20,310	24,720	31	
	13.0	67.3	18,290	22,200	30	
	14.0	65.3	16,600	20,100	30	
	15.0	63.2	15,170	18,340	29	
	16.0	61.0	13,960	16,840	29	
	17.0	58.9	12,940	15,540	28	
	18.0	56.6	12,000	14,410	27	
	19.0	54.3	11,190	13,420	27	
	20.0	52.0	10,450	12,580	26	
	22.0	47.0	9,200	11,080	24	
24.0	41.6	8,170	9,850	22		
26.0	35.5	7,320	8,840	20		
28.0	28.3	6,590	7,980	16		
30.0	18.7	5,960	7,240	12		
33.5 M Boom	6.7	80.7	44,730	57,310	35	
	7.0	80.2	42,020	53,510	35	
	8.0	78.4	34,840	43,630	35	
	9.0	76.7	29,630	36,750	35	
	10.0	74.9	25,760	31,640	34	
	11.0	73.1	22,700	27,710	34	
	12.0	71.3	20,240	24,660	34	
	13.0	69.5	18,220	22,130	33	
	14.0	67.7	16,530	20,030	33	
	15.0	65.8	15,100	18,270	33	
	16.0	63.9	13,870	16,760	32	
	17.0	62.0	12,870	15,460	32	
	18.0	60.0	11,940	14,340	31	
	19.0	58.0	11,110	13,340	30	
	20.0	56.0	10,380	12,510	30	
	22.0	51.7	9,130	11,010	28	
33.5 M Boom (cont.)	24.0	47.2	8,110	9,800	27	
	26.0	42.3	7,250	8,780	25	
	28.0	36.9	6,520	7,910	22	
	30.0	30.7	5,900	7,180	19	
	32.0	23.0	5,360	6,540	17	
	36.6 M Boom	7.0	81.0	41,860	53,320	38
		8.0	79.4	34,760	43,570	38
		9.0	77.8	29,540	36,690	38
		10.0	76.2	25,680	31,570	38
		11.0	74.6	22,610	27,630	37
		12.0	72.9	20,140	24,570	37
		13.0	71.3	18,120	22,040	37
		14.0	69.6	16,430	19,940	36
		15.0	67.9	15,000	18,180	36
		16.0	66.2	13,770	16,670	35
		17.0	64.5	12,780	15,370	35
18.0		62.7	11,840	14,230	35	
19.0		61.0	11,010	13,300	34	
20.0		59.1	10,280	12,420	33	
22.0		55.4	9,020	10,910	32	
24.0		51.5	8,000	9,700	31	
26.0	47.3	7,140	8,680	29		
28.0	42.9	6,410	7,810	27		
30.0	38.0	5,800	7,080	24		
32.0	32.6	5,260	6,450	22		
34.0	26.1	4,780	5,890	18		
36.0	17.6	4,360	5,390	13		
39.6 M Boom	7.6	30.8	37,150	46,830	41	
	8.0	80.2	34,690	43,490	41	
	9.0	78.7	29,480	36,630	41	
	10.0	77.3	25,620	31,500	41	
	11.0	75.8	22,540	27,550	40	
	12.0	74.3	20,070	24,510	40	
	13.0	72.8	18,050	21,970	40	
	14.0	71.2	16,360	19,870	40	
	15.0	69.7	14,930	18,110	39	
	16.0	68.2	13,700	16,600	39	
	17.0	66.6	12,710	15,300	38	
	18.0	65.0	11,770	14,170	38	
	19.0	63.4	10,940	13,240	37	
	20.0	61.7	10,210	12,350	37	
	22.0	58.4	8,960	10,860	36	
	24.0	54.9	7,940	9,630	34	
26.0	51.3	7,080	8,610	33		
28.0	47.5	6,360	7,760	31		
30.0	43.4	5,730	7,020	29		
32.0	39.0	5,190	6,380	27		
34.0	34.1	4,720	5,830	24		
36.0	28.5	4,310	5,340	21		
38.0	21.5	3,940	4,910	16		
42.7 M Boom	8.2	80.6	33,270	41,620	44	
	9.0	79.6	29,390	36,560	44	
	10.0	78.2	25,530	31,420	44	
	11.0	76.8	22,450	27,470	44	
	12.0	75.4	19,970	24,420	43	
	13.0	74.0	17,960	21,890	43	
	14.0	72.6	16,260	19,790	43	
	15.0	71.2	14,830	18,010	42	
	16.0	69.8	13,590	16,500	42	
	17.0	68.3	12,610	15,200	42	
	18.0	66.9	11,670	14,060	41	
	19.0	65.4	10,850	13,150	41	
	20.0	63.9	10,110	12,260	40	
	22.0	60.9	8,860	10,760	39	
	24.0	57.8	7,830	9,530	38	
	26.0	54.5	6,970	8,510	37	
28.0	51.1	6,250	7,650	35		
30.0	47.6	5,630	6,920	33		
32.0	43.8	5,080	6,280	32		
34.0	39.8	4,610	5,730	29		
36.0	35.3	4,200	5,240	27		
38.0	30.3	3,820	4,800	23		
40.0	21.1	3,190	4,110	20		
42.0	16.7	3,190	4,060	14		
45.7 M Boom	8.5	80.8	31,540	39,440	47	
	9.0	80.3	29,300	36,480	47	
	10.0	79.0	25,440	31,330	47	
	11.0	77.7	22,360	27,380	47	
	12.0	76.4	19,890	24,340	47	
	13.0	75.1	17,860	21,800	46	
	14.0	73.8	16,160	19,690	46	
	15.0	72.5	14,740	17,930	46	
	16.0	71.2	13,500	16,420	45	
	17.0	69.9	12,520	15,110	45	
	18.0	68.5	11,580	13,970	45	
	19.0	67.2	10,760	13,060	44	
	20.0	65.8	10,020	12,170	44	
	22.0	63.0	8,760	10,660	43	
	24.0	60.2	7,730	9,440	42	
	26.0	57.2	6,890	8,420	40	
28.0	54.2	6,160	7,560	39		
30.0	51.0	5,530	6,820	38		
32.0	47.7	5,000	6,190	36		
34.0	44.2	4,520	5,630	34		
36.0	40.4	4,100	5,140	32		
38.0	36.4	3,730	4,710	29		
40.0	31.9	3,410	4,330	26		
42.0	26.7	3,100	3,970	22		
44.0	20.4	2,830	3,660	18		
48.8 M Boom	9.1	80.7	28,570	35,570	50	
	10.0	79.7	25,360	31,250	50	
	11.0	78.5	22,270	27,290	50	
	12.0	77.3	19,790	24,250	50	
	13.0	76.1	17,760	21,710	49	
	14.0	74.9	16,060	19,600	49	
	15.0	73.6	14,620	17,820	49	
	16.0	72.4	13,390	16,310	49	
	17.0	71.2	12,420	15,000	48	
	18.0	69.9	11,480	13,870	48	
	19.0	68.7	10,650	12,960	47	
	20.0	67.4	9,910	12,070	47	
	22.0	64.8	8,650	10,560	46	
	24.0	62.2	7,630	9,340	45	
	26.0	59.5	6,770	8,320	44	
	28.0	56.7	6,040	7,450	43	
30.0	53.8	5,420	6,710	41		
32.0	50.9	4,880	6,080	40		
34.0	47.8	4,410	5,520	38		
36.0	44.5	4,000	5,040	36		
38.0	41.0	3,620	4,600	34		
40.0	37.3	3,290	4,220	31		
42.0	33.2	2,990	3,860	29		
44.0	28.5	2,720	3,550	25		
46.0	23.1	2,480	3,260	21		
48.0	16.0	2,250	3,000	15		
51.8 M Boom	9.4	80.9	27,210	33,270*	53	
	10.0	80.3	25,260	31,160	53	
	11.0	79.2	22,170	27,200	53	
	12.0	78.0	19,710	24,170	53	
	13.0	76.9	17,670	21,620	53	
	14.0	75.8	15,980	19,510	52	
	15.0	74.6	14,540	17,740	52	
	16.0	73.5	13,300	16,220	52	
	17.0	72.3	12,330	14,920	51	
	18.0	71.2	11,390	13,780	51	
	19.0	70.0	10,560	12,870	51	
	20.0	68.8	9,830	11,550	50	
	22.0	66.4	8,580	10,480	50	
	24.0	64.0	7,550	9,250	49	
	26.0	61.5	6,690	8,230	48	
	28.0	58.9	5,960	7,370	46	
30.0	56.3	5,340	6,640	45		
32.0	53.6	4,800	6,000	44		
34.0	50.8	4,320	5,440	42		
36.0	47.8	3,910	4,960	40		
38.0	44.8	3,540	4,520	38		
40.0	41.5	3,200	4,120	36		
42.0	38.0	2,910	3,780	34		

(Continued)

LIFT RATINGS IN KILOGRAMS (continued)**With 59H Open Throat Boom, 7.3M Floating Mast and 23,134 Kg Counterweight Fully Retracted**

Boom & Mast Length	Radius Meters	Boom Angle Degrees	Side Frames Retracted Kilograms	Side Frames Extended Kilograms	From Boom Pt. to Ground Meters	
51.8 M Boom	44.0	34.3	2,640	3,470	31	
	46.0	30.1	2,390	3,180	28	
	48.0	25.3	2,170	2,920	24	
	(cont.)	50.0	19.4	1,960	2,680	19
		10.1	80.8	24,980	29,050*	56
54.9 M Boom	11.0	79.8	22,080	27,110	56	
	12.0	78.7	19,600	24,080	56	
	13.0	77.7	17,570	21,530	56	
	14.0	76.6	15,870	19,410	55	
	15.0	75.5	14,430	17,640	55	
	16.0	74.4	13,200	16,130	55	
	17.0	73.3	12,240	14,820	55	
	18.0	72.2	11,290	13,680	54	
	19.0	71.1	10,460	12,780	54	
	20.0	70.0	9,720	11,890	54	
	22.0	67.8	8,470	10,380	53	
	24.0	65.5	7,430	9,150	52	
	26.0	63.2	6,570	8,120	51	
	28.0	60.8	5,850	7,270	50	
	30.0	58.4	5,230	6,530	49	
	32.0	55.9	4,680	5,890	47	
	34.0	53.3	4,210	5,330	46	
	36.0	50.7	3,800	4,840	44	
	38.0	47.9	3,420	4,400	43	
	40.0	45.0	3,100	4,020	41	
	42.0	42.0	2,790	3,670	39	
44.0	38.7	2,520	3,350	36		
46.0	35.2	2,280	3,070	34		
48.0	31.4	2,060	2,810	31		
50.0	27.1	1,840	2,560	27		
52.0	22.0	1,660	2,340	23		
54.0	15.5	1,490	2,150	17		
57.9 M Boom	10.4	81.0	23,880	25,390*	59	
	11.0	80.3	21,990	25,210*	59	
	12.0	79.3	19,510	23,990	59	
	13.0	78.3	17,470	21,440	59	
	14.0	77.3	15,770	19,320	59	
	15.0	76.3	14,330	17,540	58	
	16.0	75.3	13,210	16,020	58	
	17.0	74.2	12,130	14,710	58	
	18.0	73.2	11,190	13,580	57	
	19.0	72.2	10,360	12,680	57	
	20.0	71.1	9,620	11,790	57	
	22.0	69.0	8,360	10,280	56	
	24.0	66.9	7,330	9,040	55	
	26.0	64.7	6,480	8,030	54	
	28.0	62.5	5,750	7,170	53	
	30.0	60.2	5,120	6,430	52	
	32.0	57.9	4,580	5,780	51	
	34.0	55.5	4,110	5,230	50	
	36.0	53.1	3,690	4,740	48	
	38.0	50.6	3,320	4,300	47	
	40.0	48.0	2,990	3,920	45	
42.0	45.2	2,690	3,570	43		
44.0	42.3	2,410	3,250	41		
46.0	39.3	2,170	2,960	39		
48.0	36.1	1,950	2,710	36		
50.0	32.5	1,740	2,460	33		
52.0	28.6	1,560	2,250	30		
54.0	24.1	1,390	2,050	26		
56.0	18.7	1,230	1,860	20		
61.0 M Boom	11.0	80.8	21,890	22,350*	62	
	12.0	79.9	19,410	22,050*	62	
	13.0	78.9	17,370	21,350	62	
	14.0	77.9	15,670	19,230	62	
	15.0	77.0	14,220	17,450	61	
	16.0	76.0	13,100	15,920	61	
	17.0	75.0	12,030	14,610	61	
	18.0	74.1	11,090	13,470	61	
	19.0	73.1	10,250	12,580	60	
	61.0 M Boom	20.0	72.1	9,510	11,680	60
		22.0	70.1	8,260	10,180	59
24.0		68.1	7,230	8,950	59	
26.0		66.1	6,370	7,920	58	
28.0		64.0	5,630	7,050	57	
30.0		61.9	5,010	6,310	56	
32.0		59.7	4,470	5,680	55	
34.0		57.5	4,000	5,120	53	
36.0		55.2	3,570	4,630	52	
38.0		52.9	3,200	4,190	51	
40.0		50.5	2,870	3,800	49	
61.0 M Boom	42.0	48.0	2,570	3,450	47	
	44.0	45.4	2,300	3,140	45	
	46.0	42.7	2,050	2,850	43	
	48.0	39.8	1,830	2,580	41	
	50.0	36.8	1,630	2,350	38	
	52.0	33.5	1,440	2,130	36	
	54.0	29.9	1,260	1,920	32	
	56.0	25.9	1,100	1,740	29	
	58.0	21.1	–	1,570	24	
60.0	15.0	–	1,400	18		
64.0 M Boom	11.6	80.7	19,780*	19,780*	65	
	12.0	80.3	19,310	19,640*	65	
	13.0	79.4	17,270	19,330*	65	
	14.0	78.5	15,560	18,870*	65	
	15.0	77.6	14,130	17,350	65	
	16.0	76.7	13,020	15,830	64	
	17.0	75.8	11,940	14,520	64	
	18.0	74.8	11,000	13,370	64	
	19.0	73.9	10,170	12,490	64	
	20.0	73.0	9,430	11,600	63	
	22.0	71.1	8,160	10,080	63	
24.0	69.2	7,130	8,850	62		
26.0	67.3	6,270	7,820	61		
28.0	65.3	5,540	6,960	60		
30.0	63.3	4,920	6,230	59		
32.0	61.3	4,380	5,590	58		
34.0	59.2	3,900	5,020	57		
36.0	57.1	3,480	4,530	56		
38.0	54.9	3,110	4,100	54		
40.0	52.7	2,780	3,710	53		
42.0	50.4	2,470	3,360	51		
44.0	48.1	2,210	3,050	50		
46.0	45.6	1,960	2,750	48		
48.0	43.0	1,740	2,500	46		
50.0	40.3	1,530	2,250	43		
52.0	37.5	1,350	2,040	41		
54.0	34.4	1,170	1,830	38		
56.0	31.1	1,010	1,650	35		
58.0	27.4	–	1,480	31		
60.0	23.1	–	1,310	27		
62.0	18.0	–	1,170	22		
64.0	10.7	–	1,030	14		
67.1 M Boom	11.9	80.9	17,560*	17,560*	68	
	12.0	80.8	17,560*	17,560*	68	
	13.0	79.9	17,170	17,280*	68	
	14.0	79.1	15,460	16,730*	68	
	15.0	78.2	14,020	16,430*	68	
	16.0	77.3	12,910	15,720	67	
	17.0	76.4	11,840	14,410	67	
	18.0	75.6	10,890	13,260	67	
	19.0	74.7	10,060	12,390	67	
	20.0	73.8	9,320	11,500	66	
	22.0	72.0	8,050	9,980	66	
24.0	70.2	7,020	8,740	65		
26.0	68.3	6,160	7,720	64		
28.0	66.5	5,430	6,860	64		
30.0	64.6	4,800	6,110	63		
32.0	62.7	4,260	5,470	62		
34.0	60.8	3,780	4,910	61		
36.0	58.8	3,370	4,430	59		
67.1 M Boom	38.0	56.7	3,000	3,990	58	
	40.0	54.7	2,660	3,590	57	
	42.0	52.5	2,360	3,240	55	
	44.0	50.4	2,090	2,930	54	
	46.0	48.1	1,840	2,640	52	
	48.0	45.8	1,620	2,380	50	
	50.0	43.3	1,410	2,140	48	
	52.0	40.8	1,220	1,910	46	
	54.0	38.0	1,050	1,720	43	
	56.0	35.2	1,530	–	41	
	58.0	32.1	1,350	–	38	
60.0	28.7	1,200	–	34		
62.0	24.9	1,050	–	30		
70.1 M Boom	12.5	80.8	15,450*	15,450*	71	
	13.0	80.4	15,210*	15,210*	71	
	14.0	79.5	14,960*	14,960*	71	
	15.0	78.7	13,910	14,730*	71	
	16.0	77.9	12,810	14,290*	71	
	17.0	77.0	11,730	13,800*	70	
	18.0	76.2	10,790	13,160	70	
	19.0	75.3	9,950	12,290	70	
	20.0	74.5	9,210	11,390	70	
	22.0	72.8	7,960	9,880	69	
	24.0	71.1	6,920	8,650	68	
26.0	69.3	6,060	7,620	68		
28.0	67.6	5,320	6,750	67		
30.0	65.8	4,700	6,010	66		
32.0	64.0	4,150	5,360	65		
34.0	62.2	3,680	4,810	64		
36.0	60.3	3,260	4,320	63		
38.0	58.4	2,890	3,880	62		
40.0	56.4	2,550	3,480	60		
42.0	54.4	2,260	3,140	59		
44.0	52.4	1,980	2,820	58		
46.0	50.3	1,730	2,530	56		
48.0	48.1	1,510	2,270	54		
50.0	45.9	1,300	2,030	52		
52.0	43.6	1,120	1,820	50		
54.0	41.1	–	1,610	48		
56.0	38.6	–	1,430	46		
58.0	35.9	–	1,250	43		
60.0	33.0	–	1,090	40		
73.2 M Boom	12.8	80.9	13,530*	13,530*	74	
	13.0	80.8	13,500*	13,500*	74	
	11.0	80.0	12,670*	12,670*	74	
	15.0	79.2	11,920*	11,920*	74	
	16.0	78.4	11,780*	11,780*	74	
	17.0	77.6	11,640	11,650*	74	
	18.0	76.8	10,690	11,020*	73	
	19.0	76.0	9,850	10,930*	73	
	20.0	75.2	9,110	10,850*	73	
	22.0	73.5	7,840	9,780	72	
	24.0	71.9	6,810	8,540	72	
26.0	70.2	5,940	7,510	71		
28.0	68.6	5,210	6,640	70		
30.0	66.9	4,590	5,900	69		
32.0	65.1	4,040	5,260	68		
34.0	63.4	3,560	4,700	67		
36.0	61.6	3,140	4,200	66		
38.0	59.8	2,770	3,760	65		
40.0	58.0	2,440	3,380	64		
42.0	56.1	2,140	3,020	63		
44.0	54.2	1,860	2,700	61		
46.0	52.3	1,620	2,420	60		
48.0	50.3	1,390	2,150	58		
50.0	48.2	1,180	1,910	56		
52.0	46.0	1,000	1,700	55		
54.0	43.8	–	1,490	53		
56.0	41.5	–	1,310	50		
58.0	39.1	–	1,130	48		

CRANE RATING DATA

WARNING

These lift ratings are invalid if the crane has been modified or altered by use of other than **GENUINE AMERICAN PARTS** as such modifications or alterations may affect its capacity or safe operation. See American Crane Corporation Service Bulletin #259.

The ratings in this chart are for planning purposes only. Only those ratings specifically assigned to a crane and mounted in the operator's cab or in the Operator's Manual should be used for actual operation.

Ratings in this chart are in POUNDS (Kgs) and do not exceed the percentage of tipping specified for this crane by ANSI B30.5. All ratings require that the crane be standing level on a firm uniformly supporting surface.

Do not lift loads in excess of those shown on this chart. Lifting loads in excess of those shown or operation not in accordance with good operating practice, including limitations shown on page 3499 of Operator's Manual, can cause tipping, structural damage or catastrophic failure.

Asterisk (*) areas on this chart indicate ratings which are limited by strength of material or factors other than stability (tipping).

"RADIUS IN FEET" is the horizontal distance at ground level from the crane centerline of rotation to a vertical line through the center of gravity of the suspended load.

When using the main boom fall with jib in place, the main fall ratings must be reduced by the jib effective weight shown on the jib rating chart plus twice the weight of all suspended blocks, slings, rope, etc., at the jib fall.

When using the main boom fall with boom tip extension in place, the main fall ratings must be reduced by the weight of the boom tip extension plus twice the weight of all suspended blocks, slings, rope, etc., at the boom tip extension fall.

Blocks, slings, buckets and other load carrying devices are considered part of the load. The weight of standard hoisting ropes for the rating at a given radius has been calculated as part of the boom point load and need not be considered in determining net allowable loads.

This chart was developed exclusively for use with a boom only. Under no circumstances are these ratings to be interpreted for use with a jib.

Ratings shown on this chart make no allowance for such factors as out of plumb loads, wind, poor soil conditions, improper inflation of rubber tires and dynamic effects due to excessive operating speeds. The user (operator) must exercise judgement to make allowance for these conditions. See page 3499 of Operator's Manual for detailed information.

No account is taken of the wind force on the load. This effect, which can be substantial for loads with large surface areas, must be considered by the user. In any wind it is strongly recommended that taglines be used to control the load.

MAST HOIST LINE is 17 parts of .75 inch (19 mm) diameter 6 x 26, WS, FW, RAL, IWRC, EIPS wire rope with a minimum breaking strength of 58,800 pounds (26,672 Kg).

PENDANT SUSPENSION LINE is 2 parts of 1.375 inch (35 mm) diameter EEIPS wire rope with a minimum breaking strength of 211,000 pounds (95,710 Kg).

MAIN LOAD LINE is 1 inch (25 mm) diameter 6 x 25, RRL, IWRC, EIPS wire rope with a minimum breaking strength of 103,400 pounds (46,901 Kg).

Erection "OVER THE END" is with the boom over the idler end with idler tumblers blocked (See Operator's Manual for blocking instructions). Erection "OVER THE SIDE" is with the boom 90° to the side frames and with the side frames extended. Blocks, slings and other load carrying devices must be on the ground during erection.

LOAD HOISTING INFORMATION

Maximum Lifting Capacity in Pounds	Minimum Parts of Line	Maximum Hoisting Distance in Feet	
		Main (Front)	Aux. (rear)
250,000	9	160	160
236,000	8	180	180
206,500	7	200	200
177,000	6	240	240
147,500	5	290	290
118,000	4	360	360
88,500	3	480	480
59,000	2	730	730
29,500	1	1,460	1,460

Maximum Lifting Capacity in Kilograms	Minimum Parts of Line	Maximum Hoisting Distance in Meters	
		Main (Front)	Aux. (rear)
113,400	9	49	49
107,049	8	55	55
93,668	7	61	61
80,287	6	73	73
66,906	5	88	88
53,524	4	110	110
40,143	3	146	146
26,762	2	223	223
13,381	1	445	445

BOOM COMPOSITION CHART

Boom Length		25' (7.6 M) 59H Inner	10' (3.0 M) 59H Center	20' (6.1 M) 59H Center	40' (12.2 M) 59H Center	25' (7.6 M) 59H Outer
Feet	Meters					
50	15.2	1	0	0	0	1
60	18.3	1	1	0	0	1
70	21.3	1	0	1	0	1
80	24.4	1	1	1	0	1
90	27.4	1	0	0	1	1
100	30.5	1	1	0	1	1
110	33.5	1	0	1	1	1
120	36.6	1	1	1	1	1
130	39.6	1	0	0	2	1
140	42.7	1	1	0	2	1

Boom Length		25' (7.6 M) 59H Inner	10' (3.0 M) 59H Center	20' (6.1 M) 59H Center	40' (12.2 M) 59H Center	25' (7.6 M) 59H Outer
Feet	Meters					
150	45.7	1	0	1	2	1
160	48.8	1	1	1	2	1
170	51.8	1	0	0	3	1
180	54.9	1	1	0	3	1
190	57.9	1	0	1	3	1
200	61.0	1	1	1	3	1
210	64.0	1	0	0	4	1
220	67.1	1	1	0	4	1
230	70.1	1	0	1	4	1
240	73.2	1	1	1	4	1

MAXIMUM BOOM & JIB SELF-ERECTION DATA


Jib	Over the End				Over the Side			
	Boom Length		Jib Length		Boom Length		Jib Length	
	Feet	Meters	Feet	Meters	Feet	Meters	Feet	Meters
#9HL	240	73.2	0	0.0	230	70.1	0	0.0
	230	70.1	40	12.2	220	67.1	0	0.0
	220	67.1	80	24.4	210	64.0	40	12.2
	-	-	-	-	200	61.0	50	15.2
	-	-	-	-	190	57.9	60	18.3
	-	-	-	-	180	54.9	70	21.3
	-	-	-	-	-	-	-	-

WEIGHTS

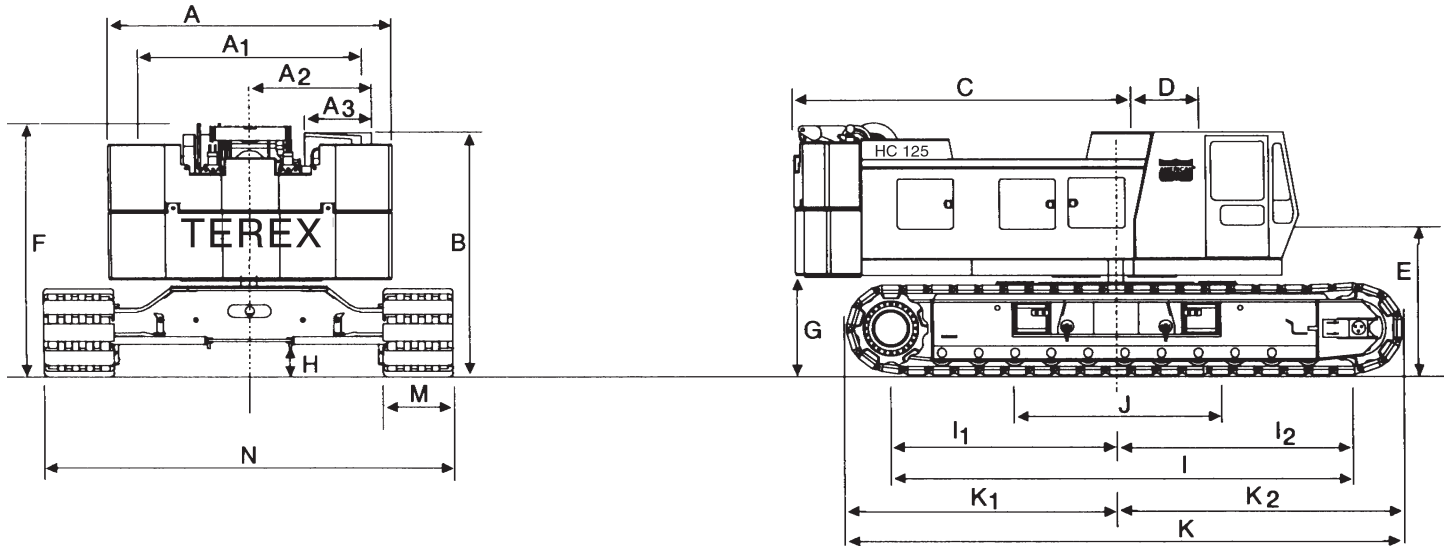
	LBS.	KG
Lifting Crane with standard counterweight, 50' (15.2 m) boom with offset tip, transport package, 3rd drum and 38" (965 mm) shoes	209,740	95,137
Lifting crane equipped as above and 44" (1,117 mm) shoes	213,030	96,629
Counterweight Including:	52,150	23,655
Basic	31,000	14,061
Overlay	20,000	9,072
2 Removal Cylinders	1,150	522
Crane boom outer (six sheave)	3,260	1,480
Crane boom inner (and misc.)	4,345	1,971
Crawler side frames 38" (965 mm) shoes	70,590	32,020
Crawler Side Frames 44" (1,117 mm) shoes..	73,880	33,500
Travel weight includes upper, carbody, transportation package, boom inner, counterweight handling sheaves and third drum	83,740	37,985
Second swing motor	580	263

GROUND PRESSURES

Lifting crane with 50 ft. (15.2 m) boom with offset tip and standard counterweight.	
38" (965 mm) shoes	44" (1,117 mm) shoes
10.5 PSI	9.03 PSI

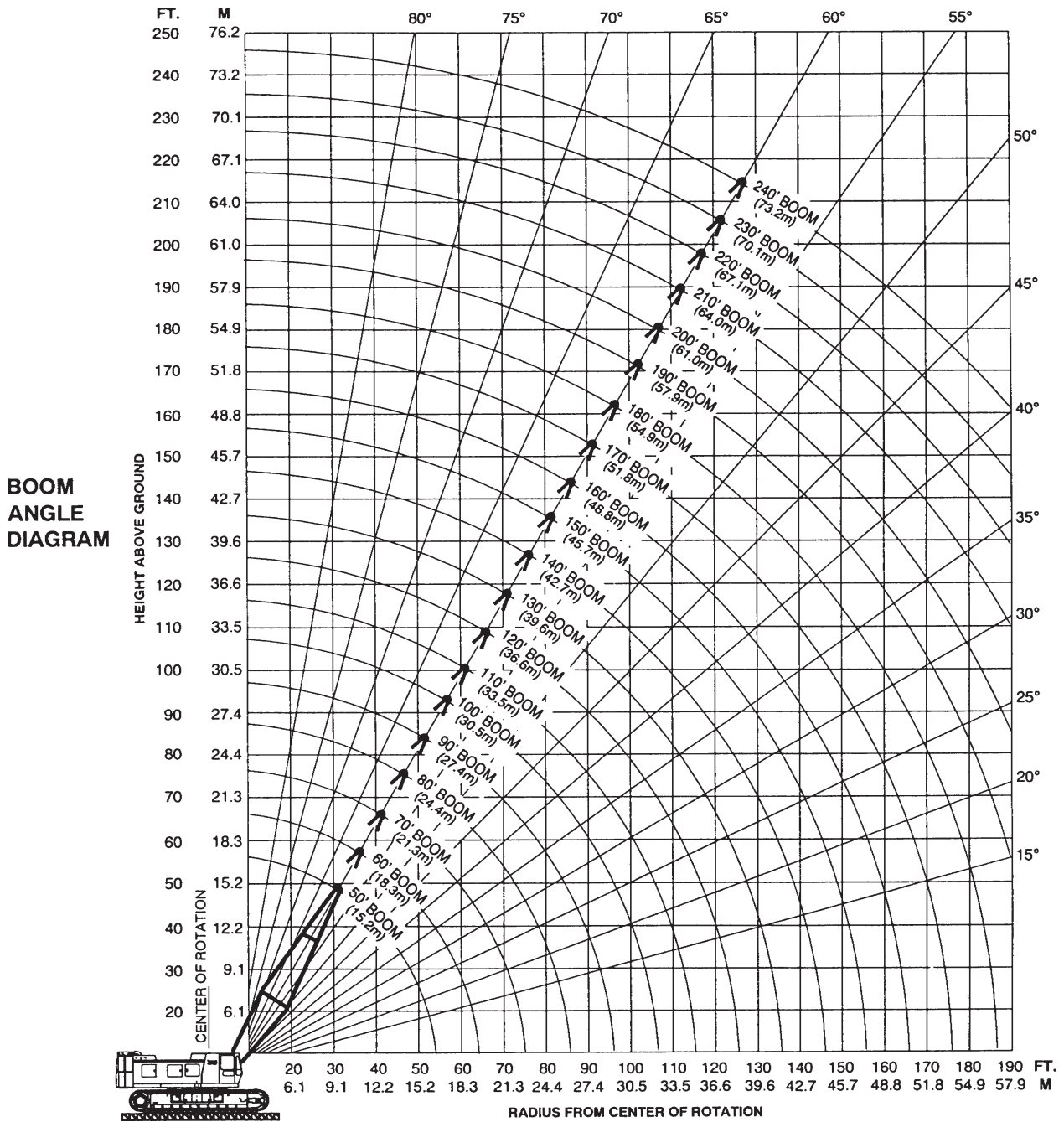


HC 125 HYDRAULIC CRAWLER CRANE GENERAL DIMENSIONS



	FEET	MM		FEET	MM		
A	Width of counterweight	14'-0"	4,267	I ₂	Center of idler tumbler to center of rotation	10' 11-5/8"	3,342
A ₁	Width of machinery cab	11'-5"	3,480	J	Width of carbody (including vertical jacks)	10'-10"	3,300
A ₂	Centerline of machine to outside of operator's cab	6'-0"	1,829	K	Overall length of crawlers	24' 7-9/16"	7,507
A ₃	Width of operator's cab	3'-4"	1,016	K ₁	Over drive tumbler to center of rotation	12' 0-1/2"	3,670
B	Height over operator's cab	12'-0"	3,658	K ₂	Over idler tumbler to center of rotation	12' 7-1/16"	3,836
C	Tail swing w/WorkHorse retracted	16'-3"	4,953	M	Width of tread shoe (standard)	38"	965
D	Center rotation to boom feet	3'-6"	1,066		(optional)	44"	1,118
E	Ground to center of boom foot	6'-8"	2,032	N	Overall width of crawlers		
F	Height over boom hoist	12' 3-9/16"	3,748		38" (966 mm) shoes retracted	15'-2"	4,623
G	Ground to bottom of counterweight	4' 6-3/4"	1,391		38" (966 mm) shoes extended	18'-5"	5,613
H	Minimum ground clearance	1' 7-1/2"	495		44" (1,118 mm) shoes retracted	15'-8"	4,775
I	Center to center of crawler tumblers	20' 10-5/16"	6,358		44" (1,118 mm) shoes extended	18'-11"	5,766
I ₁	Center of drive tumbler to center of rotation	9' 10-3/4"	3,016	N ₁	Length over crawler axles	15'-2"	4,623

AMERICAN MODEL HC 125 WORKING RANGES



For more information, product demonstration, or details on sales, lease and rental plans, please contact your local Terex American Crane Distributor.

We reserve the right to amend these specifications at any time without notice. The only warranty applicable is our standard written warranty applicable to the particular product and sale. We make no other warranty, expressed or implied.



AMERICAN CRANE CORPORATION
 202 Raleigh Street • Wilmington, NC 28412 USA
 (910) 395-8500 • FAX: (910) 395-8538